

ROMA

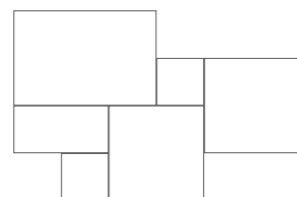
GRES PORCELLANATO SMALTATO AD ALTA RESISTENZA - App. G - Gruppo Bla GL
 HIGHLY RESISTANT GLAZED PORCELAIN STONEWARE
 GRES CERAME EMAILLE HAUTE RESISTANCE
 HOCHFESTES GLASIERTES FEINSTEINZEUG
 GRES PORCELÁNICO ESMALTADO DE ALTA RESISTENCIA



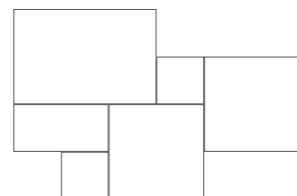
61x61
24" x 24"



40,5x61
16" x 24"



MODULO *



40,5x61 **R11**
16" x 24"

MODULO* **R11**

* Modulo pre inscatolato / Pre boxed module

- | | |
|-----------------------------|------------------------------|
| 1 40,5x61 MOD
16" x 24" | 2 40,5x40,5 MOD
16" x 16" |
| 1 20,3x40,5 MOD
8" x 16" | 2 20,3x20,3 MOD
8" x 8" |




60x100 RET **R11**
24" x 39"



AVENTINO



CELIO



VIMINALE



PALATINO





FLOOR
PALATINO MODULO




FLOOR
CELIO 60x100 - 24"x39" **R11**

ROMA

HIGHLY RESISTANT GLAZED PORCELAIN STONEWARE - App. G - Standards Bla GL



MACRO 1:1



60x100 RET **R11**
24" x 39"



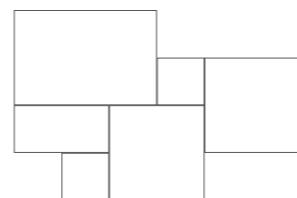
61x61
24" x 24"



40,5x61
16" x 24"



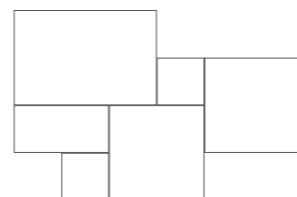
40,5x61 **R11**
16" x 24"



MODULO

1pz 40,5x61 2pz 40,5x40,5
16" x 24" 16" x 16"

1pz 20,3x40,5 2pz 20,3x20,3
8" x 16" 8" x 8"



MODULO **R11**

1pz 40,5x61 2pz 40,5x40,5
16" x 24" 16" x 16"

1pz 20,3x40,5 2pz 20,3x20,3
8" x 16" 8" x 8"

NAT



OUTDOOR R11




AVENTINO




Mosaico
(5x5 . 2"x2")
30,4x30,4 . 12"x12"

CELIO



Mosaico
(5x5 . 2"x2")
30,4x30,4 . 12"x12"

VIMINALE



Mosaico
(5x5 . 2"x2")
30,4x30,4 . 12"x12"

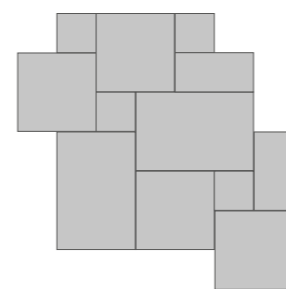
PALATINO



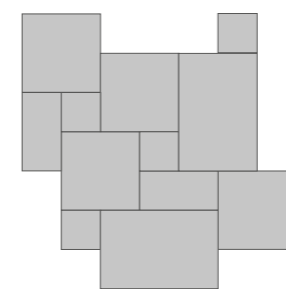
Mosaico
(5x5 . 2"x2")
30,4x30,4 . 12"x12"

Tutti i mosaici sono montati su rete.
All mosaic pieces are mounted on mesh backing.
Toutes les mosaïques sont montées sur trame.
Alle Mosaiken sind auf Netz geklebt.
Todos los mosaicos se montan sobre malla.

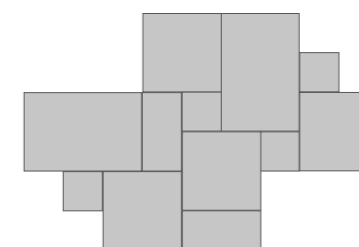
SOLUZIONI DI POSA LAYING SOLUTIONS



16"x24" 40,5x60,5
16"x16" 40,5x40,5
8"x16" 20,3x40,5
8"x8" 20,3x20,3









16"x24" 40,5x60,5
16"x16" 40,5x40,5
8"x16" 20,3x40,5
8"x8" 20,3x20,3








16"x24" 40,5x60,5
16"x16" 40,5x40,5
8"x16" 20,3x40,5
8"x8" 20,3x20,3

ROMA

DATI TECNICI TECHNICAL DATA

	 61x61 24"x24" 10 mm	 40,5x61 16"x24" 10 mm	 MODULO 10 mm	 60x100 24"x39" RET 20 mm	 40,5x61 16"x24" OUTDOOR 10 mm	 MODULO OUTDOOR 10 mm
	R10	R10	R10	OUTDOOR R11 A+B+C	OUTDOOR R11 A+B+C	OUTDOOR R11 A+B+C
Aventino	0856140	0854640	085M140	0856X40	0854642	085M141
Celio	0856105	0854605	085M105	0856X05	0854607	085M106
Viminale	0856100	0854600	085M100	-	0854602	-
Palatino	0856170	0854670	085M170	-	0854672	-
pcs/box	3	6	6	1	6	6
mq/box	1,12	1,46	0,745	0,60	1,46	0,745
kg/box	23,57	29,8	14,5	24,00	29,8	14,5
box/pal	40	40	80	48	40	80
mq/pal	44,8	58,4	59,6	28,8	58,4	59,6
kg/pal	963	1210	1175	1177	1210	1175

	 Mosaico 30,4x30,4 12"x12" 10 mm	 Battiscopa 6,5x61 2,5"x24" 10 mm	 Battiscopa 7,5x40,5 3"x16" 10 mm	 Gradino costa retta 33x60 13"x24" RET 10 mm	 Gradino costa retta angolo DX/SX 33x60 13"x24" RET 10 mm
	R10	R10	R10	R10	R10
Aventino	085H140	085B140	085BC40	•	•
Celio	085H105	085B105	085FF05	•	•
Viminale	085H100	085B100	085BC00	•	•
Palatino	085H170	085B170	085BC70	•	•
pcs/box	6	15	24	1	1
mq/box	0,55	0,59	-	-	-
kg/box	8,20	16,50	15,00	-	-
box/pal	-	-	-	-	-
mq/pal	-	-	-	-	-
kg/pal	-	-	-	-	-

• I pezzi sono disponibili su ordinazione.
Pieces are available to order. Les pièces sont disponibles sur commande.
Die Teile sind auf Anfrage erhältlich. Las piezas se encuentran disponibles bajo pedido.



SVILUPPO GRAFICO PATTERNS

GRAFICHE DIVERSE
DIFFERENT PATTERNS
DIFFÉRENTS MOTIFS
VERSCHIEDENE MUSTER
DIFERENTES DISEÑOS GRÁFICOS

13
60x60

13
40x60

13
40x40

13
20x40

26
20x20



CELIO

DESIGNED & PRODUCED
IN ITALY

